

AP5010

Highlights

Advanced Radio Technology — Tri-Radio Design

- 2.4 GHz (4x4:4)
- 5 GHz (4x4:4)
- 6 GHz (4x4:4)

Operational modes

- Mode 1: 2.4 GHz/5 GHz/6 GHz Data Radios
- Mode 2: 5 GHz/6 GHz Data Radios + Tri-frequency sensor (2.4 GHz/5 GHz/6 GHz)

Universal Hardware Platform

- On-premises: WiNG OS (Distributed), ExtremeCloud™ IQ Controller (Centralized)
- Cloud: ExtremeCloud IQ

Superior Tri-Frequency Radio Performance

- Multi-band filter reduces interference and enables 5 GHz and 6 GHz operation across all available channels without restrictions

WPA3 Support

- Includes the latest WPA3 Wi-Fi security standard delivering robust protections for users and IoT devices

Cellular Coexistence Filter (CCF)

- Minimizes the impact of interference from cellular networks

Fully Functional Wi-Fi with 802.3at Smart Management Choices

- ExtremeCloud IQ for public, private, and ExtremeCloud Edge cloud management capabilities
- ExtremeCloud IQ Controller is ideal for on-premises requirements



Wi-Fi 6E Tri-Radio Indoor Access Point with Support for Multiple Extreme Operating Systems

The AP5010 is an Enterprise Universal and World SKU Wi-Fi 6E Wireless access point, enabling flexible deployment for on-premises or cloud, and simplified sales ordering process. The World SKU allows customers, partners, and distributors to order one model for any region, replacing the age-old problem of country specific models. ExtremeCloud IQ geo-locates the access point and accurately provides it the corresponding set of channel and power specifications that the product can operate under in that country.

The AP5010 Wi-Fi 6E access point, with three 4x4:4 radios, provides high-efficiency, high-performance 802.11ax aggregate data rates up to 10 Gbps in the 6 GHz, 5 GHz, and 2.4 GHz band. Designed for high density environments, such as schools, warehouses, healthcare facilities, and stadiums, the AP5010 is powerful and intelligent enough to provide the highest level of client services without compromising security. Despite powerful capabilities, the AP5010 can operate with fully-functional Wi-Fi capabilities using 802.3at PoE, simplifying power capacity planning.

With more users, more devices, more applications, and more threats straining the infrastructure, the AP5010 was engineered to meet those challenges. The AP5010 combines powerful 802.11ax Wi-Fi 6E technology, advanced security, and ML/AI management capabilities together as an enterprise-class solution that allows you to deploy high speed, highly secure Wi-Fi into high-density environments.

Unlike other access points that scan only part-time, the AP5010 features a dedicated tri-frequency sensor that monitors for rogue devices full time, eliminating the risk of vulnerability and attacks. This tri-radio AP is capable of multiple operating modes, optimizing for maximum performance without trading off security. The AP5010 features a fully functional multi-band filter, enabling simultaneous operations with no performance degradation between all the 5 GHz frequencies and the entire range of 6 GHz frequencies (U-NII-5 thru U-NII-8 bands).*

* Country dependent

Wi-Fi 6E Enhanced Capacity

By utilizing the additional 6 GHz spectrum offered by Wi-Fi 6E, the AP5010 operates across three times as much spectrum as previous generations of Wi-Fi to deliver enhanced wireless experiences, faster speeds, and less interference.

Band	No. of 20 MHz Channels	Max Channel Size	Max throughput
6 GHz	59	160 MHz	4.8 Gbps
5 GHz	25	160 MHz	4.8 Gbps
2.4 GHz	3	20 MHz	572 Mbps
Total	87		10 Gbps

For US regulatory environments (20 MHz channels)

Wi-Fi 6E (802.11ax) Technology

Wi-Fi 6 ushered a new generation of Wi-Fi. While prior generations emphasized on higher speeds, 802.11ax technology instead focused on improving Wi-Fi efficiency as well as speed, taking Wi-Fi networks to an entirely new level. Now, with addition of the 6 GHz band for unlicensed operation, Wi-Fi 6E has access to up to 1,200 MHz of spectrum*, which is three times that of existing "usable" spectrum and which enables improved quality of service (QoS) in dense environments, new applications and use cases, and an improved user experience. Visit [here](#) to learn more about 802.11ax and Wi-Fi 6E.

* Country dependent

Management Analytics

In conjunction with Extreme centralized management software, cloud or on-premises, the AP5010 provides a rich set of data displayed via context driven widgets, representing unlimited historical data or a combination of historical and current data. This provides context-specific granularity with perspective views for locations, network, APs, individual client devices, and policy roles. In each context, administrators can adjust dashboards using a widget library.

Tri-Radio Programmable AP

Extreme launched the industry's first software defined Wi-Fi 6E access point supporting two software programmable modes to optimally manage radios to provide the highest level of client performance. The AP5010 is a tri-radio access point and can transmit with three data radios or with two data radios and a dedicated tri-frequency sensor. The AP5010 intelligently monitors the software-configurable radios, enabling network managers to configure network RF technology based on the user environment and configure the access points in different modes as required.

Security

The AP5010 delivers the highest level of security services, beginning with support for the latest Wi-Fi Alliance WPA3 security certifications. Leverage [Extreme Fabric Attach](#) to securely automate provisioning and deployment by connecting to a Fabric Connect-enabled switch. Additionally, the access point supports a stateful L2-L7 DPI firewall for context-based access security, tri-frequency security, and Private Pre-Shared Key (PPSK), location analytics sensor, and much more.

Universal Hardware

The AP5010 as a universal hardware platform comes with a multi-persona capability allowing user choice of the Wi-Fi operating system (OS). The ExtremeCloud IQ operating system, the ExtremeCloud IQ Controller Engine operating system, or the WiNG operating system persona can be enabled as required. The desired persona can be selected at start-up or changed at a later stage. After you select the persona, the AP5010 assumes the features or capabilities of the selected OS. When first booted, the AP5010 automatically connects to ExtremeCloud IQ to find its persona. The pre-provisioned OS persona is then remotely enabled on the AP5010 system, eliminating the need for manual selection.

Integrated Bluetooth Low Energy and USB Port

To support both IoT and Guest Engagement services, the AP5010 integrates Bluetooth® to connect with IoT devices to engage loyalty customers with Apple iBeacon. Enterprises can use API driven applications to send advertisements directly to shoppers, guests, and conference attendees. This makes it ideal for businesses to advertise their app download pages, captive portals, or site-specific information.

Product Specifications

Radio Specifications

Max Users

SSID per Radio/Total: 16/48

Users per Radio/total: 512/1536

802.11a

5.150–5.850 GHz Operating Frequency

Orthogonal Frequency Division Multiplexing (OFDM) Modulation

Rates (Mbps): 54, 48, 36, 24, 18, 12, 9, 6 w/auto fallback

802.11b

2.4–2.5 GHz Operating Frequency

Direct-Sequence Spread-Spectrum (DSSS) Modulation

Rates (Mbps): 11, 5.5, 2, 1 w/auto fallback

802.11g

2.4–2.5 GHz Operating Frequency

Orthogonal Frequency Division Multiplexing (OFDM) Modulation

Rates (Mbps): 54, 48, 36, 24, 18, 12, 9, 6 w/auto fallback

802.11n

2.4–2.5 GHz and 5.150–5.850 GHz Operating Frequency

802.11n Modulation

HT 20 High-Throughput (HT) Support (for both 2.4 GHz and 5 GHz)

HT 40 High-Throughput (HT) Support for 5 GHz

A-MPDU and A-MSDU Frame Aggregation

Rates (Mbps): MCS0 – MCS31 (6.5Mbps - 600Mbps)

802.11ac

5.150–5.850 GHz Operating Frequency

802.11ac Modulation (256-QAM)

5G: 4x4 Multiple-In, Multiple-Out (MIMO) Radio

2.4G: 4x4 Multiple-In, Multiple-Out (MIMO) Radio

Rates (Mbps): MCS0–MCS9 (6.5Mbps), 3466Mbps, NSS = 1-4.

4x4:4 Stream Multiple-In, Multiple-Out (MIMO) Radio

VHT20/VHT40/VHT80/VHT160

TxBF (Transmit Beamforming)

802.11ax

2.4-2.5GHz, 5.50-5.850 and 5.925-7.125 GHz Operating Frequencies

802.11ax Modulation (1024-QAM)

Dual-band OFDMA

6G Rate: HE0-HE11 (8 Mbps – 4800 Mbps)

5G Rate : HE0-HE11 (8 Mbps – 4800 Mbps)

2.4G Rate: HE0-HE11 (8Mbps – 1148 Mbps)

4x4:4 Stream Multiple-In, Multiple-Out (MIMO) Radio @ 6 GHz

4x4:4 Stream Multiple-In, Multiple-Out (MIMO) Radio @ 5 GHz

4x4:4 Stream Multiple-In, Multiple-Out (MIMO) Radio @ 2.4 GHz

HE20/HE40/HE80/HE160 support for 6 GHz

HE20/HE40/HE80/HE160 support for 5 GHz

HE20/HE40 support for 2.4 GHz

DL SU-MIMO and MU-MIMO

TxBF (Transmit Beamforming)

IoT Radio

Thread, Zigbee®, Bluetooth® 5.2 Low Energy, IEEE 802.15.4

Interfaces

Eth0, Eth1: (2) Wired Ethernet ports (RJ-45)

100/1000/2500/5000Mbps auto-sensing link speed Ethernet port, PoE PD

100/1000/2500Mbps auto-sensing link speed Ethernet port, optional PoE

15.4W PSE mode requires 802.3bt on Eth0)

802.3az Energy Efficient Ethernet(EEE)

USB 2.0, Type A, 5V/500mA

Power Options

Power Draw: 802.3at PoE: Typical 21W; Max: 25.5W (802.3at profile) w/o PoE out and USB

Power Draw: 802.3bt: PoE out enable with USB

Eth0 PoE 5Gbps Ethernet port RJ45

Physical Specifications

Dimensions: 9.5" x 9.5" x 1.5" (243mm x 243mm x 38mm)

Weight: 2.9 lbs

Security

Kensington lock slot

Trusted Platform Module (TPM)

Internal Antennas

(4) Dual Banded 2.4 GHz and 5 GHz

(4) Single band 6 GHz

(2) 5 GHz Sensor

(2) 6 GHz Sensor

Mounting

AP support 15/16 flush ceiling tile include in box
Wall mount included in box or sold as an accessory
Ceiling Tile Recessed 15/16 sold as accessory
Beam sold as an accessory
Junction Box sold as an accessory
IL or 9/16 t-bar sold as an accessory
SL (Silhouette) sold as an accessory
Wing Main Plate adaptor sold as an accessory
Built in slot for Kensington

Environmental Specifications

Operating: 0°C to 50°C (32°F to 122°F)
Storage: 0°C to 70°C (32°F to 158°F)
Humidity: 0% to 95% (non-condensing)

Environmental Compliance

EU RoHS – 2011/65/EU & Amendments(EU) 2015/863
EU WEEE – 2012/19/EU
EU REACH - Regulation (EC) No 1907/2006 – Reporting
EU SCIP – EU Waste Framework Directive
China RoHS – 2 SJ/T 11364-2014
Taiwan RoHS CNS 15663 (2013.7)

Regulatory Compliance

Radio Standards USA

Part 15C - 15.247
Part 15E - 15.407
RF exposure - FCC Part 1.1307
IEC 60601-1-2 EMC for medical devices

Radio Standards Canada

RSS 247 for 2.4G & 5GHz
RSS 248 6GHz RLAN
RF exposure - RSS-102: Issue 5, 2015

Radio Standards CE

2014/53/EU Radio Equipment Directive
EN 300 328, EN 301 893, EN 302 502, EN 300 440
EN301 489 1, EN 301 489 17, EN 62311, EN 62479

Regulatory and Safety

North American ITE

UL 60950-1 2nd edition Listed device (U.S.)
CSA 22.2 No. 60950-1 2nd edition 2014 (Canada)
UL/CuL 62368-1 Listed
UL 2043 Plenum rated

European ITE

EN 62368-1
2014/35/EU Low Voltage Directive

International ITE

CB Report and Certificate per IEC 60950-1 + National Differences
CB Report and IEC 62368-1
AS/NZS 60950-1 (Australia /New Zealand)

EMI/EMC Standards

North American EMC Standards

FCC CFR 47 part 15 Class B (USA)
ICES-003 Class B (Canada)

European EMC Standards

EN 55032 Class B
EN 55024
EN 55035
EN 55011
EN 61000-3-2: (Harmonics)
EN 61000-3-3 (Flicker)
2014/30/EU EMC Directive

International EMC Certifications

CISPR 32 Class B (International Emissions)
AS/NZS CISPR 32
CISPR 24/CISPR 35 (International Immunity)

Power and Sensitivity

Power and Sensitivity - 2.4 GHz Radio

Channel	Data Rate	Power (dBm)	Sensitivity (dBm)
11b	1 - 11 Mbps	18	-96, -89
11g	6 Mbps	18	-94
	54 Mbps	16	-76
11n HT20	MCS0,7	18, 16	-94,-75
11n HT40	MCS0,7	18, 16	-92,-74
11ax HE20	HE0,11	18, 14	-93,-65
11ax HE40	HE0,11	18, 14	-90,-60

Power and Sensitivity - 5 GHz Radio

Channel	Data Rate	Power (dBm)	Sensitivity (dBm)
11a	6 Mbps	18	-94
	54 Mbps	16	-76
11n HT20	MCS0,7	18, 16	-94,-75
11n HT40	MCS0,7	18, 16	-91,-72
11ac VHT20	MCS0,8	18, 15	-94,-71
11ac VHT40	MCS0,9	18, 15	-92,-68
11ac VHT80	MCS0,9	18, 15	-89,-64
11ac VHT160	MCS0,9	18, 15	-85, -61
11ax HE20	HE0,11	18, 14	-93,-64
11ax HE40	HE0,11	18, 14	-91, -61
11ax HE80	HE0,11	18, 14	-88, -58
11ax HE160	HE0,11	16, 14	-84, -54

Power and Sensitivity - 6 GHz Radio

Channel	Data Rate	Power (dBm)	Sensitivity (dBm)
11a	6 Mbps	18	-93
	54 Mbps	16	-75
11n HT20	MCS0,7	18, 15	-93,-75
11n HT40	MCS0,7	17, 15	-92,-72
11acVHT20	MCS0,8	18, 14	-93,-71
11ac VHT40	MCS0,9	17, 13	-92,-67
11acVHT80	MCS0,9	17, 13	-89,-64
11ac VHT160	MCS0,9	16, 13	-85, -61
11ax HE20	HE0,11	18, 12	-92,-63
11ax HE40	HE0,11	17, 12	-92,-60
11ax HE80	HE0,11	17, 12	-88, -58
11ax HE160	HE0,11	16, 12	-84, -54

Power and Sensitivity - 2.4 GHz Sensor

Channel	Data Rate	Power (dBm)	Sensitivity (dBm)
11b	1 - 11 Mbps	18	-96, -89
11g	6 Mbps	18	-94
	54 Mbps	16	-76
11n HT20	MCS0,7	18, 16	-94,-75
11n HT40	MCS0,7	18, 16	-92,-74
11ax HE20	HE0,11	18, 14	-93,-65
11ax HE40	HE0,11	18, 14	-90,-60

Power and Sensitivity - 5 GHz Sensor

Channel	Data Rate	Power (dBm)	Sensitivity (dBm)
11a	6 Mbps	18	-94
	54 Mbps	16	-76
11n HT20	MCS0,7	18, 16	-94,-75
11n HT40	MCS0,7	18, 16	-91,-72
11ac VHT20	MCS0,8	18, 15	-94,-71
11ac VHT40	MCS0,9	18, 15	-92,-68
11ac VHT80	MCS0,9	18, 15	-89,-64
11ac VHT160	MCS0,9	17, 15	-85, -61
11ax HE20	HE0,11	18, 14	-93,-64
11ax HE40	HE0,11	18, 14	-91, -61
11ax HE80	HE0,11	18, 14	-88, -58
11ax HE160	HE0,11	17, 14	-84, -54

Wi-Fi Alliance Certifications

Applications & Services	Voice – Enterprise
Connectivity	Wi-Fi CERTIFIED™ 6 Wi-Fi CERTIFIED a,b, g, n, ac Wi-Fi Enhanced Open™
Optimization	WMM® Wi-Fi Agile Multiband™ WMM – Admission Control WMM – Power Save
Security	Protected Management Frames: WPA™ – Enterprise, Personal WPA2™ – Enterprise, Personal WPA3™ – Enterprise, Personal
Spectrum & Regulatory	Spectrum & Regulatory

Power and Sensitivity - 6 GHz Sensor

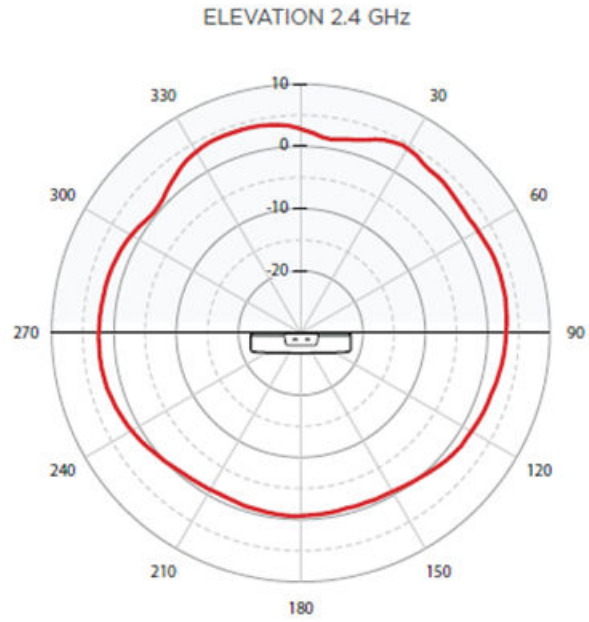
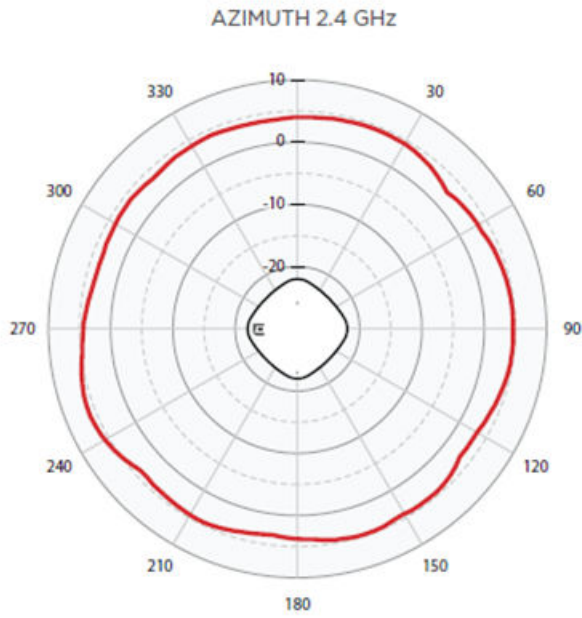
Channel	Data Rate	Power (dBm)	Sensitivity (dBm)
11a	6 Mbps	18	-94
	54 Mbps	16	-76
11n HT20	MCS0,7	18, 16	-94,-75
11n HT40	MCS0,7	18, 16	-92,-72
11ac VHT20	MCS0,8	18, 15	-94,-72
11ac VHT40	MCS0,9	18, 15	-92,-68
11ac VHT80	MCS0,9	18, 15	-89,-65
11ac VHT160	MCS0,9	17, 15	-85, -61
11ax HE20	HE0,11	18, 14	-93,-64
11ax HE40	HE0,11	18, 14	-92,-61
11ax HE80	HE0,11	18, 14	-89,-59
11ax HE160	HE0,11	17, 14	-84, -54

Antenna Gain Matrix - AP5010

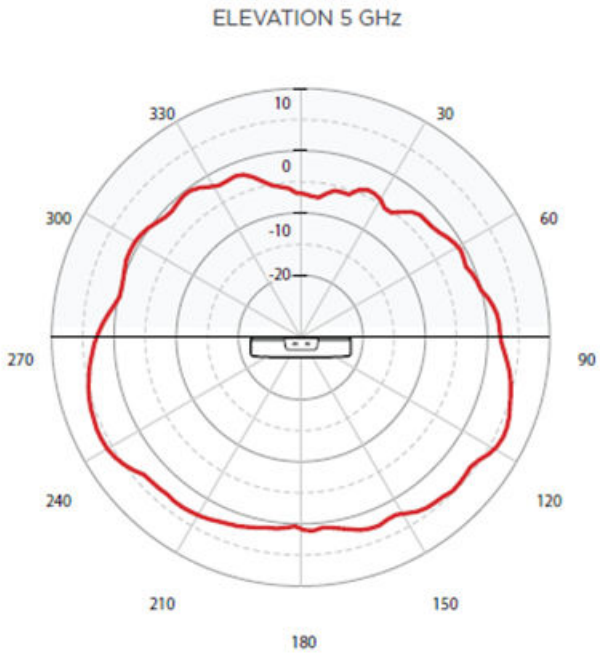
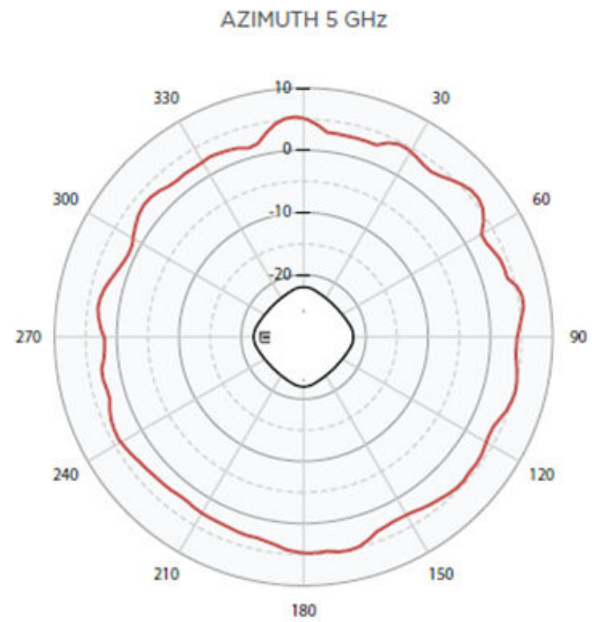
Software Mode	Radio 1	Radio 2	Radio 3	IoT Radio
Mode 1	2.4 GHz -4.2 dBi	5 GHz -6 dBi	6 GHz -5.2 dBi	4.2 dBi
Mode 2	2.4 GHz -4.2 dBi 5 GHz -6 dBi 6 GHz -6 dBi	5 GHz -6 dBi	6 GHz -5.2 dBi	4.2 dBi

Radiation Patterns – Azimuth and Elevation

AP5010 Antenna Radiation Patterns - 2.4 GHz



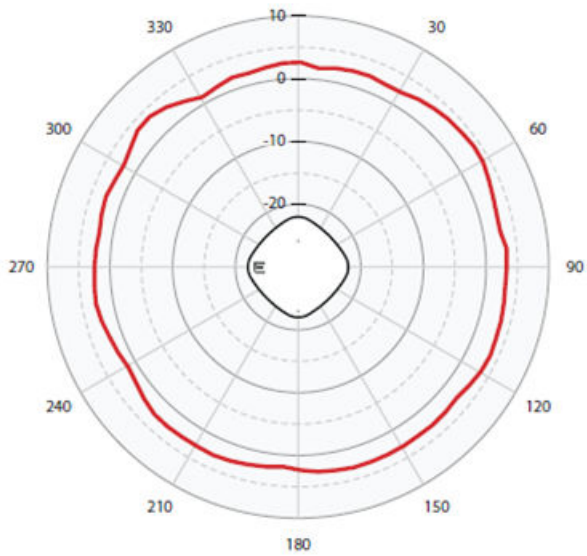
AP5010 Antenna Radiation Patterns - 5 GHz



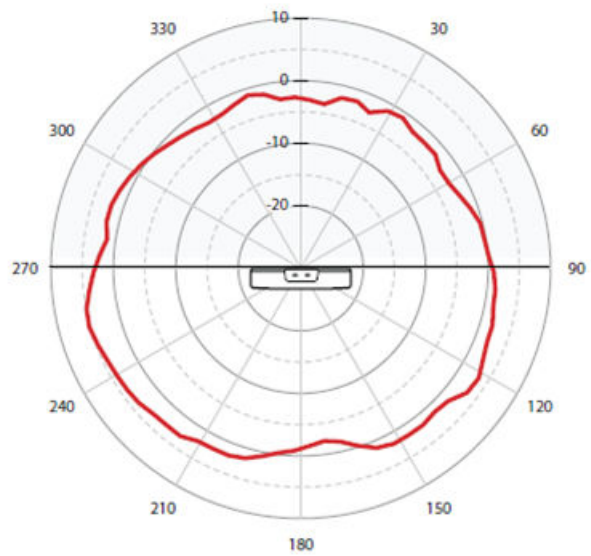
Radiation Patterns – Azimuth and Elevation

AP5010 Antenna Radiation Patterns - 6 GHz

AZIMUTH 6 GHz

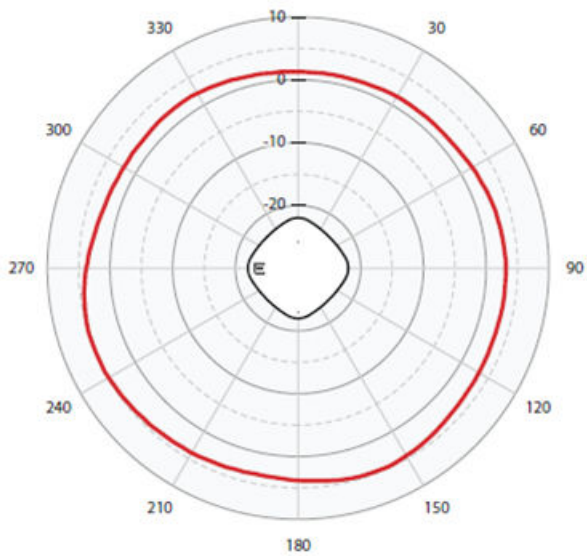


ELEVATION 6 GHz

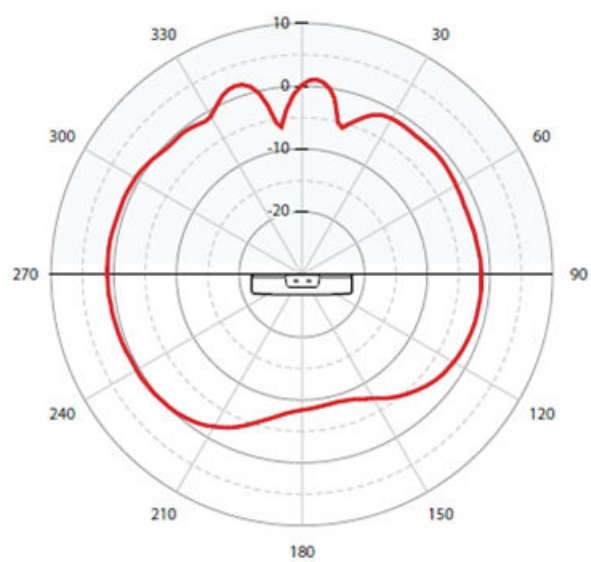


AP5010 Antenna Radiation Patterns - 2.4 GHz BLE

AZIMUTH BLE 2 GHz



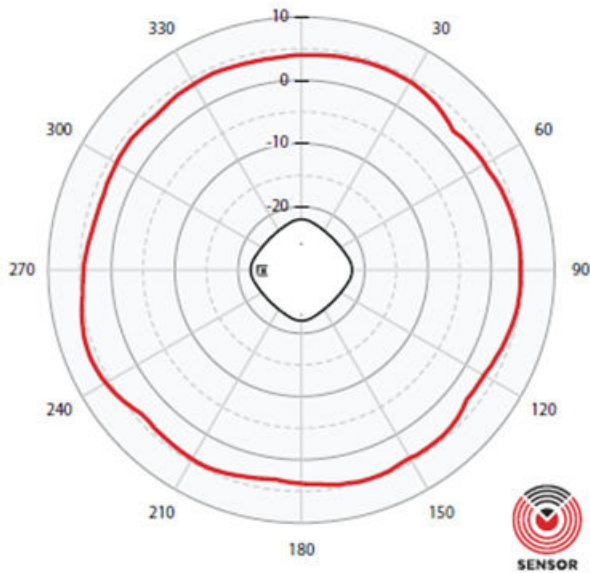
ELEVATION - BLE 2 GHz



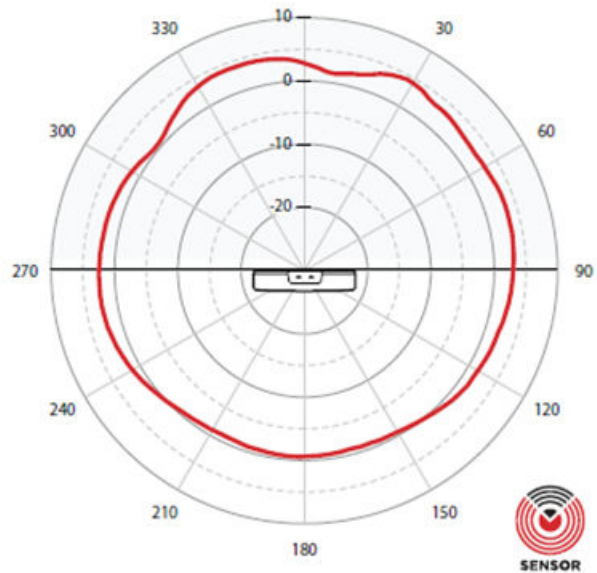
Radiation Patterns – Azimuth and Elevation

AP5010 Antenna Radiation Patterns - 2.4 GHz Sensor

AZIMUTH 2 GHz SENSOR

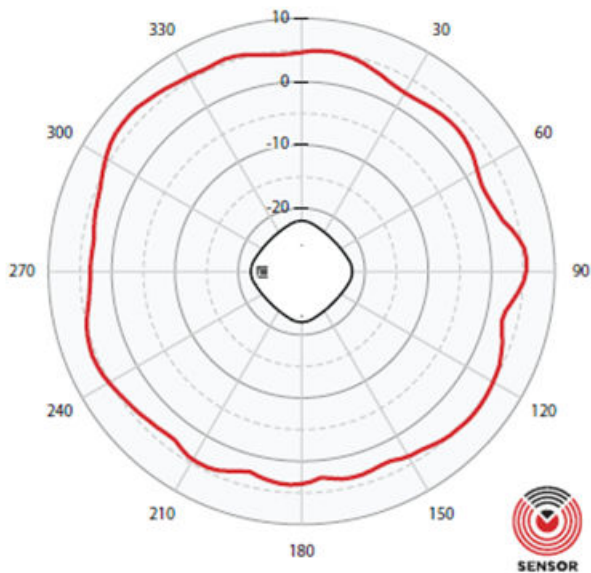


ELEVATION 2 GHz SENSOR

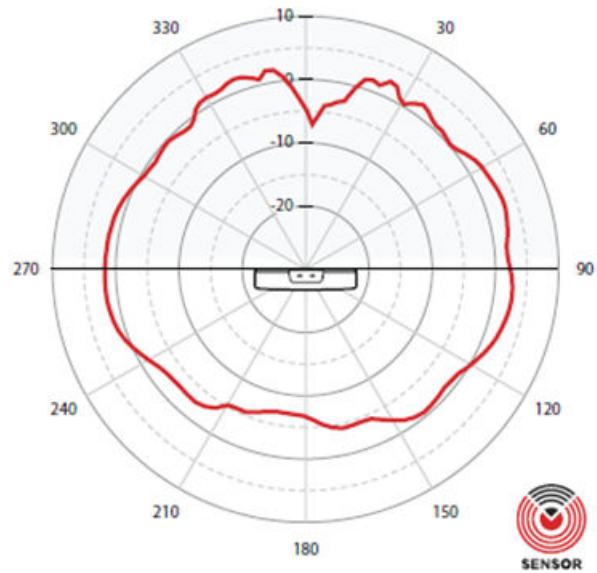


AP5010 Antenna Radiation Patterns - 5 GHz Sensor

AZIMUTH 5 GHz SENSOR



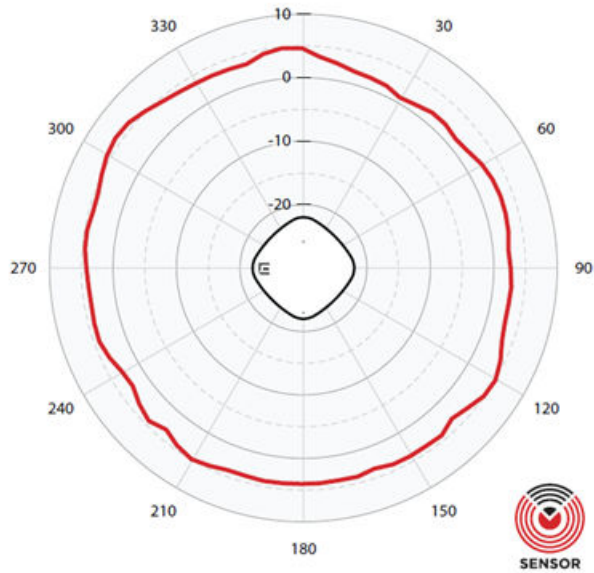
ELEVATION 5 GHz SENSOR



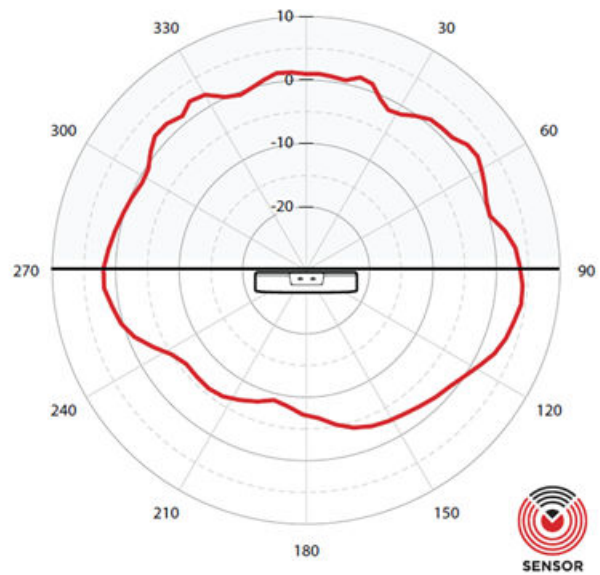
Radiation Patterns – Azimuth and Elevation

AP5010 Antenna Radiation Patterns - 6 GHz Sensor

AZIMUTH 6 GHz SENSOR



ELEVATION 6 GHz SENSOR



Ordering Information

AP5010 - SKUs

Part Number	Description
AP5010-IL	Indoor Tri Radio Wi-Fi 6E AP (4x4:4): 2.4 GHz, 5 GHz, 6 GHz and Multirate Port, Internal antennas. T-Bar, Incl Mt (AH-ACC-BKT-AX-TB). Domain: Israel
AP5010-WW	Indoor Tri Radio Wi-Fi 6E AP (4x4:4): 2.4 GHz, 5 GHz, 6 GHz and Multirate Port, Internal antennas. T-Bar, Incl Mt (AH-ACC-BKT-AX-TB). Domain: World SKU

Accessories

Marketing Part #	Indoor AP Mounting	Notes
AH-ACC-BKT-AX-TB	Mounting bracket for prelude 15/16" and suprafine 9/16" ceilings and walls	Ships with AP5010 Can be used for wall - .25"
AH-ACC-BKT-AX-WL	Mounting bracket for direct-to-wall installations	Can be used for wall - 1.25"
AH-ACC-BKT-AX-IL	Mounting bracket for interlude ceilings	
AH-ACC-BKT-AX-SL	Mounting bracket for Armstrong 1/8" and 1/4" main beam silhouette reveal ceiling grids	Up to .33" ceiling tile protrusion
ACC-BKT-AX-JB	Junction box or wall mounting for indoor access points	Gang/Junction Box
ACC-BKT-AX-BEAM	Beam mounting for indoor access points	Up to 0.78" thick beam.
AH-ACC-BKT-916-KIT	9/16" ceiling mount brackets for Non-Flat/Protruded ceiling tiles - Use with AH-ACC-BKT-AX-TB	9/16" Non-Flat/Protruded ceiling tiles
ACC-BKT-TB-NF	Adapter bracket AH-ACC-BKT-TB for 15/16" Wide T-Bars Non-Flat/Protruded ceiling tiles	5/16" Wide T-Bars Non-Flat/Protruded ceiling tiles
ACC-BKT-AX-WNGADAPT	Adapter bracket for Cloud AP to WiNG Mounting Plate (#37201). 10 pack	Allow twist mount to mount to legacy mounts

Power Accessories

Part Number	Description
37219	PWR 12VDC, 3A, 2.5mm x 5.5mm connector
10061	Pwr Cord, 10A, NEMA 5-15P, IEC320-C13,125V, 18AWG (for US)
10034	Pwr Cord,10A, BS1363, IEC320-C13,250V, 0.75MMSQ (for UK)
10033	Pwr Cord,10A, CEE 7/7, IEC320-C13,250V, 0.75MMSQ (for EU)
10036	Pwr Cord,10A, AS3112, IEC320-C13,250V, 0.75MMSQ (for AU)
10062	Pwr Cord,12A, JISC8303, IEC320-C13,125V, 1.25MMSQ (for Japan)
10033	Pwr Cord,10A, CEE 7/7, IEC320-C13,250V, 0.75MMSQ (for Korea)

Other Accessories

Part Number	Description
ACC-WIFI-MICRO-USB	Micro-USB to USB Console Adapter Cable for Extreme Wireless Access Points

See the Product Installation guide for more details.

Warranty

The AP5010 is covered under Extreme's Universal LLW policy. For warranty details, visit: <http://www.extremenetworks.com/support/policies>



©2023 Extreme Networks, Inc. All rights reserved. Extreme Networks and the Extreme Networks logo are trademarks or registered trademarks of Extreme Networks, Inc. in the United States and/or other countries. All other names are the property of their respective owners. For additional information on Extreme Networks Trademarks please see <http://www.extremenetworks.com/company/legal/trademarks>. Specifications and product availability are subject to change without notice. 26oct23